





# Meeting 16

## Helping at Home



Here are three fun ways to teach your Busy Bees about helping at home. Adapt these activities for your Busy Bees or use your own activities.





The following activities partially fulfill the requirements for the Home Helper award.

## ACTIVITY

# 1

# Puppet Duster

## 10

MINUTES

### WHAT YOU DO

Have each Busy Bee glue yarn for hair and pom poms or googly eyes on their sock for a fun puppet duster. The children may need to put their hand in their sock and have help gluing to get the best look for their puppet. While the children are making their puppets, they can sing “Cleanup Song” from *Dora the Explorer*.

### MATERIALS NEEDED

- Socks
- Yarn
- Pom poms or googly eyes
- Fabric glue
- “Cleanup Song” from *We Did It!: Dora’s Greatest Hits*





# Household Helpers

20  
MINUTES

## WHAT YOU DO

Set up three game areas in the room. If you have a large group, you may need to have more than one group going at a time and rotate through the games. The games are Sweep the Bean Bag, Water Relay, and Clothespin Tag.

**Sweep the Bean Bag:** Mark a circle on the floor and place all the bean bags in the circle. Give each child a broom and have them sweep the bean bags outside the circle and back in. See how quickly they can accomplish their goal.

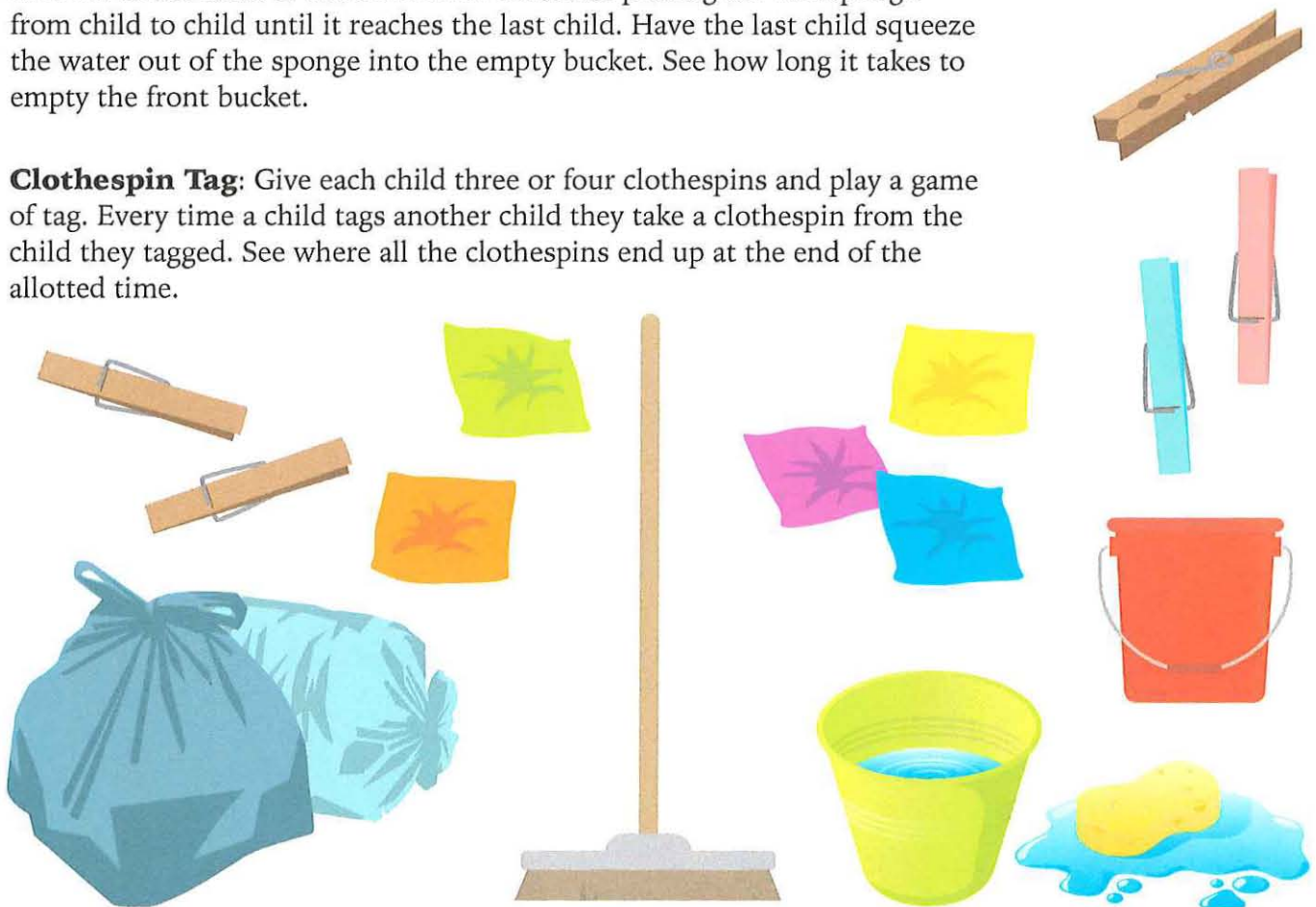
**Water Relay:** Help each child cover up with a garbage bag raincoat and arrange them in a single file line. Place a bucket in front of them with a small amount of water and a sponge and place an empty bucket behind them. Have the first child fill the sponge with water and have him or her pass the sponge over his or her head to the next child. Continue passing the wet sponge from child to child until it reaches the last child. Have the last child squeeze the water out of the sponge into the empty bucket. See how long it takes to empty the front bucket.

**Clothespin Tag:** Give each child three or four clothespins and play a game of tag. Every time a child tags another child they take a clothespin from the child they tagged. See where all the clothespins end up at the end of the allotted time.

## 2 ACTIVITY

### MATERIALS NEEDED

- Brooms
- Bean bags
- Buckets
- Water
- Sponges
- Garbage bags
- Clothespins



## ACTIVITY

# 3

# Cleaning Is Helping

15  
MINUTES

### MATERIALS NEEDED

- White paper, 12 × 18 in (30.5 × 46 cm)
- Old magazines
- White craft glue
- Safety scissors

### WHAT YOU DO

Begin by asking the Busy Bees if they know stories about helpers in the Bible. Tell them a Bible story about helping others. Examples include Samuel helping Eli in the temple or the young maid who helped Naaman. Ask the children what they can do to help out at home. They will have great ideas and many of them probably help at home already. Give them each a piece of paper and old magazines. Have them cut out pictures of how they already help or how they can start helping at home, then have them glue the pictures to their paper to make a collage.



**Award:** Home Helper

To complete this award, check the requirements on p. 132 and add activities as needed.