



Here are three fun ways that you can teach your Builders about families and how they change. Adapt the activities to meet the needs of your Builders or create your own activities.





The following activities fulfill the requirements for My Family I: I Have a Family. See the Builder Activity Book for accompanying worksheet(s).

## ACTIVITY

# 1

# Family Stories

# 15

MINUTES

## WHAT YOU DO


### MATERIALS NEEDED

- Letter to parents/guardians (see sample on p. 127)

Ahead of time: Send home a letter to the parents/guardians that explains that the children will be telling family stories.

Begin by talking about families. What is a family? Who might be included in a family? Do families always live in the same place? Do they move to new cities or countries? (Cast the net wide when discussing families. Be aware of children who may be growing up with grandparents, in foster care, or other circumstances. Make sure to include their situations in your definition of family.)

Now in small groups of three or four, have each child tell his or her own story. Try to limit the story to two or three minutes. Make sure each group of children has an adult supervising.



# My Family Tree

15  
MINUTES

## WHAT YOU DO

Ahead of time: Preprint leaves onto at least three different shades of green paper.

Write Psalm 52:8 (NET) on the board: "I am like a flourishing olive tree in the house of God; I continually trust in God's loyal love." Have the children say it out loud with you and remind them of God's love for them. Now show them a family tree you made ahead of time. Explain that they will make a tree and on the leaves they will write the names of their family members. Remind them that families grow and change just like a tree, and not all Builders' families will be the same. Family can include anyone who loves us or we love, just as God loves them. (Be aware of children growing up with grandparents, in foster care, or other circumstances. Make sure to include their situations in your definition of family.)

Have the children draw a tree trunk and branches on the larger sheet of paper, using brown crayons or markers. Then have them cut out leaves in more than one shade and glue them onto the tree. Then have them write the name of family members on the leaves. Tell them that not all of the leaves will have names on them.



Before they finish, have the children write Psalm 52:8 on the paper.

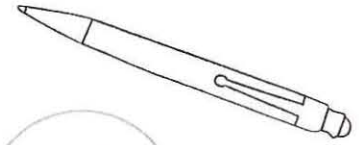
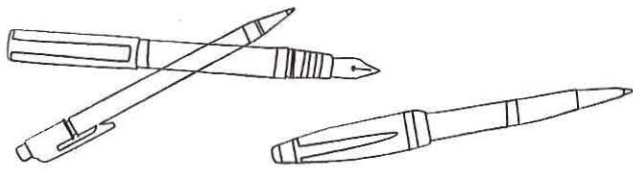
## 2 ACTIVITY

### MATERIALS NEEDED

- White construction paper, 9 × 12 in (23 × 30.5 cm)
- Green paper (at least three shades)
- Leaf patterns (see p. 128 or Pinterest)
- Brown crayons or markers
- Scissors
- Craft glue or glue sticks
- Pens (don't use markers; they will bleed into the construction paper)
- Dry erase board or a large sheet of paper
- Marker

  Find the **Leaf Patterns** at [Pinterest.com/AdventSource](https://www.pinterest.com/AdventSource)





## ACTIVITY

# 3

# Bible Family Skits

15  
MINUTES

### MATERIALS NEEDED

- Props such as robes, towels, sheets, ribbons, canes, and crowns
- Notecards
- Pen

### WHAT YOU DO

Ahead of time: Write suggested stories on the notecards. Examples:

Adam	Genesis 2:18-25	God creates Eve
Adam and Eve	Genesis 3:14-24	Adam and Eve leave the garden
Abraham and Sarah	Genesis 18:1-15 and 21:1-7	Abraham and Sarah have a child
Joseph	Genesis 37	Joseph's brothers sell him to traders
Ruth and Naomi	Ruth 1	Ruth and Naomi travel to Judah



Begin by telling the Builders that families in the Bible were always changing. Family members would get married, have children, move, or go on a long journey. Next, divide the children into small groups and assign at least one adult to each group. Once they are in their groups, you can have them draw stories out of a hat or come up with their own story about a time when a family experienced a change. They will then perform a skit depicting their chosen story.

After each skit, ask the children how the family changed in the story. You can also ask them if they can think of a situation in their family or any family today that is similar. Answers might include moving to a new town, getting a new sibling (a baby or step-sibling), or being mad at a sibling and making up later.



**Requirement:** My Family I, A and B