




# Meeting

# 5

## God's World

The following activities are fun ways for Eager Beavers to play while reminding them that God created the world. Adapt the activities to meet the needs of your Eager Beavers or create your own activities.





## MEETING LENGTH

### 60-80 MINUTES

- Opening (5 minutes)
- Grandma Ellen Stories (10 minutes)
- Activities (40-60 minutes)
- Closing (5 minutes)

## Opening

Using a beaver puppet, greet each of the children by name and welcome them all to Eager Beavers. Have the children sit in a circle and recite the first part of the fourth commandment: "Remember the Sabbath day, to keep it holy" (Exodus 20:8).

# 5

MINUTES



Listen to a story about Ellen White.

## CHIP COMPLETED

GOD'S  
WORLD



## Grandma Ellen Stories

# 10

MINUTES

## MATERIALS NEEDED

- *Grandma Ellen and Me* by Mabel R. Miller (Pacific Press, 2000)

## FRIDAY EVENING MEMORIES

Begin by asking the children to name things that God created. Then ask what God did at the end of creation week. Share that Genesis 2 says that God finished the work that He had done, and He rested on the seventh day. Now tell them that they are going to hear what Grandma Ellen and Mabel did to welcome the Sabbath. Read "Friday Evening Memories" from pp. 77-82 of *Grandma Ellen and Me* (Miller, 2000).





The following activities fulfill the requirement for My God IV, which is to complete the God's World chip.

# God Made the Whole World

10  
MINUTES

## 1 ACTIVITY

### WHAT YOU DO

Share with the children that one of the things that Grandma Ellen and Mabel did on Friday evenings was sing songs and that you are going to now teach them a song they can sing about creation. Before singing the song, give the children a box of objects that represent what God created on each of the days sung in the song. The children will hold up the objects during the appropriate verse.

### God Made the Whole World

#### Chorus:

*(Pictures of the world or plastic inflatable globes)*

God made the whole world, yes He did,  
God made the whole world, yes He did,  
God made the whole world, yes He did,  
He made the whole world, yes He did.

#### Verse one:

*(Construction paper circle, black on white side and white on the other)*

God made the day and the night, yes He did.

#### Verse two:

*(Point to the ground and to the sky)*

God made the land and the sky, yes He did.

#### Verse three:

*(Small branch with leaves)*

God made the plants and the trees, yes He did.

#### Verse four:

*(Construction paper circle, yellow on one side and white on the other)*

God made the sun and the moon, yes He did.

#### Verse five:

*(Flap arms like bird wings and then with palms together, move hands like a fish)*

God made the birds and the fish, yes He did.

#### Verse six:

*(Point to others, then to self)*

God made you and me, yes He did.

### MATERIALS NEEDED

- Words and music for "God Made the Whole World" (sung to the tune of "He's Got the Whole World in His Hands" which you can find in *Little Voices Praise Him* [General Conference, 2001])
- Plastic inflatable globes
- Construction paper circle, black on white side and white on the other
- Small branch with leaves
- Construction paper circle, yellow on one side and white on the other



## ACTIVITY

# 2

# The World in His Hands Collage

# 15

MINUTES

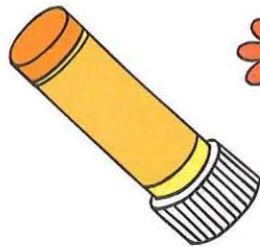
### MATERIALS NEEDED

- Picture of the earth seen from space
- Light blue construction paper, 12 × 18 in (30.5 × 46 cm)
- Dark blue construction paper
- Green construction paper
- Glue sticks
- Crayons

### WHAT YOU DO

Ahead of time: Draw a large circle in the middle of each sheet of light blue construction paper. This will be the world. Across the top of the paper, write "God Has the World in His Hands."

Show the children a picture of the earth as seen from space. Ask them what colors they see. Then show them a completed project. Give the children the light blue paper with the circle and some green and dark blue paper. Have them tear small pieces from the green and dark blue paper and glue them in the circle. They should fill the entire circle with the green and dark blue paper. It doesn't matter if the paper pieces go outside of the circle's edges. Then have the children place their hands on the paper next to the earth and have an adult trace the child's hands. The children can then color in the hand outlines.



# The Rising and Setting Moon

20  
MINUTES

## WHAT YOU DO

Tell the children that not only did God make the earth but on the fourth day He also created the moon (Genesis 1:14). Divide the children into groups of four or more and include a few adults in each group.

Tell the children that the moon rises and sets, just like the sun. Hold up a beach ball and ask everyone to imagine that it is the moon. Toss the beach ball into the air and tell them that this is the moon rising high in the sky. As the ball begins to fall, tell them this is the moon setting.


Give each group a sheet and a beach ball. Ask the adults in each group to spread the sheet out on the floor. Then have four children hold a corner of the sheet in their hands. The rest of the children should spread out and hold onto the sides of the sheet. Try to have about the same number of children on each side. All together the children will quickly raise the sheet to toss the ball in the air. As the ball falls back onto the sheet, the team repeats the process.

You can have the children use different sized balls, multiple balls, and see how high or how low they can bounce the ball. Have the children try bouncing the ball from different positions, such as kneeling or lying on their backs. The children can also make ocean ripples by crouching down close to the floor and holding onto the edge of the sheet and billowing it up and down.

## 3 ACTIVITY

### MATERIALS NEEDED

- Beach balls
- Sheets (flat, not fitted, larger than twin size)






## Closing

5  
MINUTES



Gather the children into a circle and ask them a specific question about what they learned during Eager Beavers. Say a prayer and then ask for an Eager Beaver to volunteer to pray for the group. Rejoin the rest of the Adventurers for the closing program.



**Chip:** God's World



**Requirement:** My God IV