



Meeting 14 My Friend Jesus

The following activities are fun ways for Little Lambs to play while learning about their friend Jesus. Adapt the activities to meet the needs of your Little Lambs or create your own activities.



MEETING LENGTH

60-80 MINUTES

- Gather the Flock (5 minutes)
- Lamb Tales (10 minutes)
- Activities (40-60 minutes)
- Good-baa Little Lambs (5 minutes)

Gather the Flock

5

MINUTES

Using a lamb puppet or toy lamb, greet each of the children by name and welcome them all to Little Lambs. Have the children sit in a circle.



Listen to a story about Jesus.

STAR COMPLETED

MY FRIEND JESUS



Lamb Tales

10


MINUTES


LEARNING ABOUT JESUS

Ask the children what they like to do with their friends. Read a story to the children about their friend Jesus.

MATERIALS NEEDED

- *My Friend Jesus* (Review and Herald, 2013), *If Jesus Walked Beside Me* by Jill Roman Lord and Renee Graef (Ideals, 2014), *The One Year Book of Devotions for Preschoolers* by Crystal Bowman and Elena Kucharik (Tyndale, 2004), or a book of your choice





The following activities fulfill the requirement for My World II, which is to complete the My Friend Jesus star.

Jesus Was Kind to His Friends

10
MINUTES

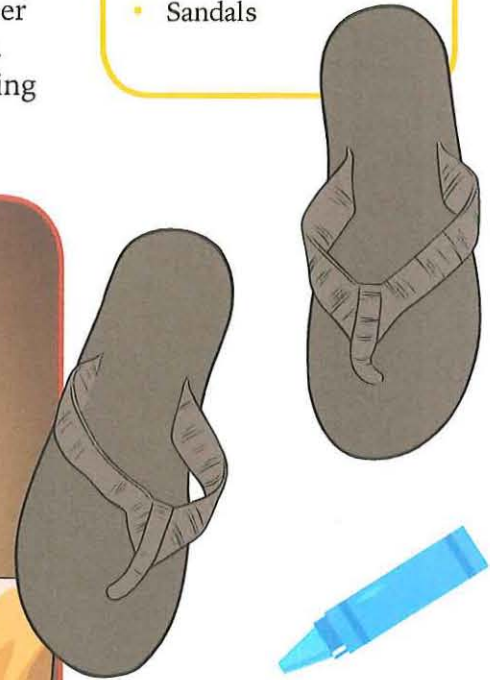
WHAT YOU DO

Explain to the children that Jesus and His friends wore sandals. (Show the children a pair of sandals.) Tell how this would make their feet dirty. Jesus was kind to His friends and washed their feet so they would be clean and feel good (John 13). Tell the children that Jesus wants them to be kind to their friends and talk about how they can be kind to others. Now have all the children take off their shoes. Give them each a sheet of construction paper and crayons. Begin by having an adult trace the child's feet on the paper. Then have the children trace each other's feet on construction paper, filling the paper with feet outlines.

1 ACTIVITY

MATERIALS NEEDED

- Construction paper, 12 × 18 in (30.5 × 46 cm)
- Crayons
- Sandals





ACTIVITY

2

Jesus Helped His Friends

20

MINUTES

MATERIALS NEEDED

- Large waterproof tubs
- Bowls
- Water
- Plastic, foam, or sponge fish in a variety of sizes and shapes
- Shells, toy sea animals, or objects from lakes or the ocean
- Anything to get the fish and other objects out of the water, such as small fish nets, measuring cups, large spoons

WHAT YOU DO

Ahead of time: Create sensory boxes by filling large tubs with water and adding floating fish and other objects found in the sea. For each sensory box, provide a variety of objects to scoop out the fish and other objects. The more things in the water and the larger the variety of scoops, the more fun the children will have!

Tell the children that Jesus helped His friends with their work. Some of Jesus' friends worked as fishermen, so Jesus helped them catch fish (John 21). Tell the children that Jesus wants them to be helpful. Talk about ways they can be helpful (e.g., putting away toys, hanging up coats, clearing dishes from the table). Then assign one or two children to each sensory box. Have the children scoop the fish out of the water and put them into bowls. You can have them sort the fish by size or color. The children can also use different types of scoops.



Jesus Fed His Friends

15
MINUTES

3 ACTIVITY

WHAT YOU DO

Ahead of time: Find out if any children have food allergies or sensitivities. Choose as many snacks as you like—the kids could make one type of snack or several. Prepare the food—cut, chop, and measure. Set up stations with all the ingredients and supplies the children will need to make the snacks.


Tell the children that one way Jesus was a good friend was by feeding His friends. Tell the children the story of the loaves and fishes (John 6). Then tell them they are going to make food and share it with their friends. Have all the children wash their hands and then assign the children to the stations. You should have one or more adults at each station to help the children make the food. Once the food at each station is made, have the children serve each other. (This is a good time to teach the children to politely decline food they don't care for!)

MATERIALS NEEDED

- Plates
- Clear plastic cups (optional)
- Wooden skewers (optional)
- Napkins
- Utensils
- Snack ingredients (see list of Suggested Snacks)

Suggested Snacks

- Celery sticks stuffed with peanut butter and topped with raisins
- Fruit kabobs on skewers
- Crackers topped with cheese
- Yogurt parfaits with fruit and granola





Good-baa Little Lambs

5
MINUTES

Gather the children into a circle and ask them a specific question about what they learned during Little Lambs. Example: What did you learn about Jesus? Sing "Jesus Is My Shepherd" (p. 175) and then rejoin the rest of the Adventurers for your closing program.



Star: My Friend Jesus



Requirement: My World II