



# Meeting 19

## Fun with Friends



Here are some fun activities that encourage Little Lambs to play and explore while learning about friends. Adapt the activities to meet the needs of your Little Lambs or create your own activities.



## MEETING LENGTH

### 60-80 MINUTES

- Gather the Flock (5 minutes)
- Lamb Tales (10 minutes)
- Activities (40-60 minutes)
- Good-baa Little Lambs (5 minutes)

## Gather the Flock

5

MINUTES

Using a lamb puppet or toy lamb, greet each of the children by name and welcome them all to Little Lambs. Have the children sit in a circle.



Listen to a story about Noah.

## STAR COMPLETED

BIBLE FRIENDS



## Lamb Tales

10


MINUTES


### BIBLE FRIENDS

Ask the children what they like to do with their friends. Then explain that during the meeting they will do things with their friends and also learn about friends from the Bible. Read how God was a friend to Noah and how Noah was a friend to the animals (Genesis 6).

### MATERIALS NEEDED

- Children's Bible or storybook about Noah





The following activities fulfill the requirements for the Bible Friends star.

## Rainbow Hand Prints

10  
MINUTES

1 ACTIVITY

### WHAT YOU DO

Ahead of time: With a pencil draw an outline of a rainbow on sheets of construction paper. It should be wide enough for a child's hand to fit between the lines. Fill shallow containers with red, yellow, green, orange, and purple finger or tempera paint. Spread newspaper on the table.

Before the children begin, remind them that God put a rainbow in the sky to remind Noah of their friendship. Then have each child select a color of paint to press one of their hands into. Then have them make a hand print on another child's rainbow with their color. This way friends help each other make a rainbow.

### MATERIALS NEEDED

- Pencil
- Large sheets of construction paper
- Containers
- Red, yellow, green, orange, and purple finger or tempera paint
- Newspaper
- Smocks





## ACTIVITY

# 2

# Friends Working Together

# 10

MINUTES

### MATERIALS NEEDED

- Yarn or jute cut into 12 in (34.5 cm) strips
- Objects for obstacle course: boxes, chairs, or plastic bottles
- Pictures of Bible friends





### WHAT YOU DO

You'll need to create a simple obstacle course by using boxes, chairs, or plastic bottles. Place pictures of Bible friends throughout the obstacle course.

### TIP

Go to [coloringpages.net/bible.html](http://coloringpages.net/bible.html) for free printable coloring sheets of Bible friends.

This activity is a new twist on the three-legged race. And it may take more coordination than some preschoolers have. Instead of tying the legs of two children together, try pairing an adult and child together. Remind the adults that this isn't a race. They are just trying to work together with the child to get through the obstacle course and have fun!



# Sing and Shout

10  
MINUTES

3 ACTIVITY

## WHAT YOU DO

Ahead of time: You may want to find an adult to play the piano or guitar for the songs.

Everything is more fun with a friend. Try these action songs and hand clap games.

## MATERIALS NEEDED

- Action songs or hand clap songs

### Clap, Clap, Partner (traditional)

*(Place the children in pairs.)*

Clap, clap, clap my hands,  
*(Clap own hands)*

Clap, clap, clap my neighbor,  
*(Clap hands of neighbor)*

Stamp, stamp, stamp my feet,  
*(Stamp feet)*

Turn myself about.  
*(Turn around)*





### Let's Find a Friend

Sung to the "The Farmer in the Dell"  
You can hear it at [kididdles.com](http://kididdles.com).



Have the children and adults form a circle. Each time you sing the song, call a child's name and have them stand next to you in the middle of the circle. Repeat the song until all of the children are standing in the middle of the circle.



Oh, let's find a friend.

Oh, let's find a friend.

Everyday is much more fun  
when we find a friend.

(Child's name) is our friend,  
Oh, (child's name) is our friend.

Everyday is much more fun  
when (child's name) is our friend.

We all found a friend.

We all found a friend.

Everyday is much more fun  
when we find a friend.





## If You're Friendly and You Know It

Sung to "If You're Happy and You Know It"

You can hear it at the National Institutes of Health's site at

[kids.niehs.nih.gov/games/songs/childrens/happyandmp3.htm](http://kids.niehs.nih.gov/games/songs/childrens/happyandmp3.htm).

If you're friendly and you know it,  
wave your hand.

If you're friendly and you know it,  
wave your hand.

If you're friendly and you know it,  
and you really want to show it,  
If you're friendly and you know it,  
wave your hand.

Second verse: Substitute "wave your hand" for "say 'Hi friend.'"



## Jesus Is a Friend of Mine

Sung to "Mary Had a Little Lamb"

You can hear it at the National Institutes of Health's site at

[kids.niehs.nih.gov/games/songs/childrens/maryhadmp3.htm](http://kids.niehs.nih.gov/games/songs/childrens/maryhadmp3.htm).

Repeat until you've used each child's name.

Jesus is a friend of mine,  
(point to self)

friend of mine,  
(point to self)

friend of mine.  
(point to self)

Jesus is a friend of mine  
(point to self)

and He is (child's name) friend too.  
(point to self)



## ACTIVITY

# 4

### MATERIALS NEEDED

- Bible friends clothes

## Bible Friends Dress-up

# 15

MINUTES

### WHAT YOU DO

Ahead of time: Collect clothes that can be used to dress like Bible friends. Oversized shirts tied with a piece of jute for a belt make good robes; pieces of fabric tied with a yarn headband can be used for head scarves.

### TIP

For additional ideas check out *52 Easy Program Ideas for Kindergarten Sabbath School* by Robert Robinson (AdventSource, 2003).

Let the children dress up as Bible friends and pretend to be the Bible friend of their choice. Let them change costumes and characters. That's part of the fun.



## Good-baa Little Lambs

# 5

MINUTES

Gather the children into a circle and ask them a specific question about what they learned during Little Lambs. Example: Can you tell me the name of a Bible friend? Sing "Jesus Is My Shepherd" (p. 175) and then rejoin the rest of the Adventurers for your closing program.



**Star:** Bible Friends