



Meeting 21 Christmas Star

Here are some fun activities that encourage Little Lambs to play while learning about the star that shone at Jesus' birth. Adapt the activities to meet the needs of your Little Lambs or create your own activities.



MEETING LENGTH

60-80 MINUTES

- Gather the Flock (5 minutes)
- Lamb Tales (10 minutes)
- Activities (40-60 minutes)
- Good-baa Little Lambs (5 minutes)

Gather the Flock

5

MINUTES

Using a lamb puppet or toy lamb, greet each of the children by name and welcome them all to Little Lambs. Have the children sit in a circle.



Listen to a story about Christmas.

Lamb Tales

10

MINUTES

CHRISTMAS STAR

Read a story to the Little Lambs about the star that shone at baby Jesus' birth. You can choose one of the following stories or select your own: *Christmas in the Manger* by Nola Buck and Felicia Bond (HarperFestival, 1998), *One Shining Star: A Christmas Counting Book* by Anne Vittur Kennedy (Zonderkidz, 2006), or *The Wise Men* by Juliet David and Hannah Wood (Candle, 2009). After the story, let the children know that they will be playing with stars.

MATERIALS NEEDED

- *Christmas in the Manger* by Nola Buck and Felicia Bond (HarperFestival, 1998), *One Shining Star: A Christmas Counting Book* by Anne Vittur Kennedy (Zonderkidz, 2006), *The Wise Men* by Juliet David and Hannah Wood (Candle, 2009), or a book of your choice





Star Gift Bags

10
MINUTES

WHAT YOU DO

Ahead of time: Find a local non-profit organization that is collecting new gloves, mittens, hats, and scarves to distribute to people who need them. Make a list of what's needed and share it with the Little Lambs and their parents ahead of time. It's a good idea for you as a leader to purchase several extra items for Little Lambs who forgot or are unable to make a donation.

1 ACTIVITY

MATERIALS NEEDED

- Paper lunch bags
- Star stickers
- Donated gifts

As an alternative, the Little Lambs could donate items for several Operation Christmas Child boxes (visit samaritanspurse.org for more information) and each make a card to go with their gift.

Tell the children about the wise men bringing gifts to baby Jesus. Then briefly tell the children that people often give gifts at Christmas and discuss the gifts they will be giving. Next, give each child a paper lunch bag to decorate with as many star stickers as they want. Once they've decorated the bag, have them put the gift they brought to donate in the bag.





ACTIVITY

2

Follow the Star

10

MINUTES

WHAT YOU DO

MATERIALS NEEDED

- Star ornament
- Manger

Have the children form a line behind an adult. The adult holds a star so the children can see it and then the children start following the adult and star. As the children follow the adult, they should imitate the adult's actions. The adult might scrunch down while walking, walk on tip-toes, wave his or her arms, crawl under a table, or make other fun motions. After weaving in and out of rooms and walking down halls or going outside if you live where the weather is warm, the adult with the star should lead the children to a manger. At the manger, say a prayer thanking God for baby Jesus.



Star Sensory Soup

10
MINUTES

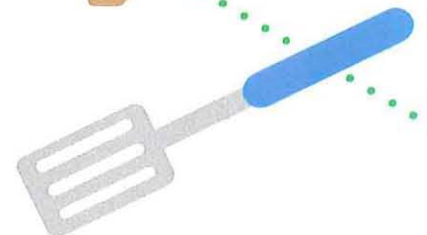
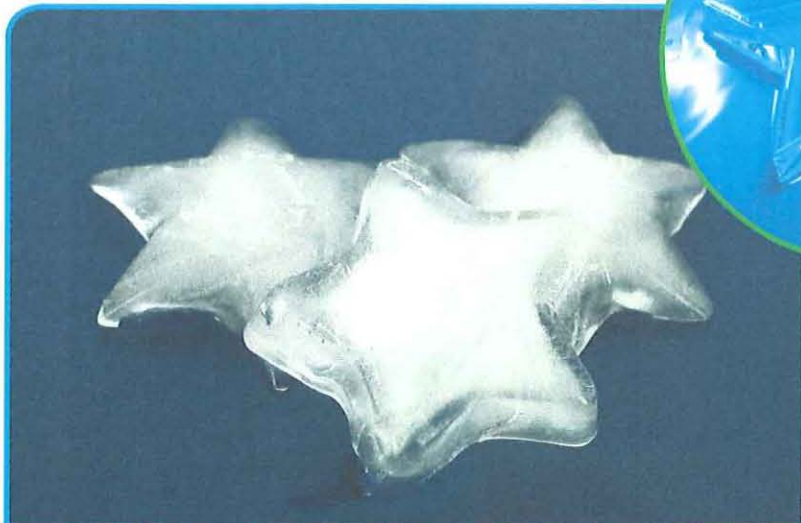
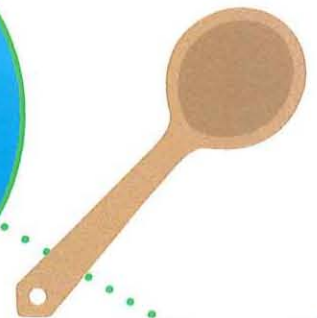
WHAT YOU DO

Fill several tubs with water. If possible, have one tub per child. Place the stars in the tubs of water. First, have the children sort the stars by scooping them out and putting them in containers of corresponding colors. Next, the children can try scooping the stars out of the water with different types of tools. If you have different sizes of stars, the children can also sort them by size. Additionally, the children can try seeing how many stars they can scoop out at one time.

3 ACTIVITY

MATERIALS NEEDED

- Star-shaped reusable ice cubes, a variety of colors (if you can't find these, you can cut stars out of foam or sponges)
- Containers, the same colors as the stars
- Large tubs filled with water
- A variety of tools to scoop the stars out of the water: sand shovels, fishnets, large spoons, sieves, measuring cups, spatulas
- Towels





Good-baa Little Lambs

5
MINUTES

Gather the children into a circle and ask them a specific question about what they learned during Little Lambs. Example: What did you learn about the star shone at Jesus' birth? Sing "Jesus Is My Shepherd" (p. 175) and then rejoin the rest of the Adventurers for your closing program.

