



Meeting 23

International Celebrations

Here are some fun activities that encourage Little Lambs to explore how children around the world celebrate holidays and festivals. Adapt the activities to meet the needs of your Little Lambs or create your own activities.



MEETING LENGTH

60-80 MINUTES

- Gather the Flock (5 minutes)
- Lamb Tales (10 minutes)
- Activities (40-60 minutes)
- Good-baa Little Lambs (5 minutes)

Gather the Flock

5

MINUTES

Using a lamb puppet or toy lamb, greet each of the children by name and welcome them all to Little Lambs. Have the children sit in a circle.



Listen to a story about holiday traditions.

Lamb Tales

10

MINUTES


LET'S CELEBRATE

Begin by asking the children how they celebrate a specific holiday. Then read sections of *Children Just Like Me: Celebrations!* or a book of your choice.

Note: The following pages include suggestions of international holidays and activities. Select holidays and countries that are of interest to your club. People from your church or community who have knowledge of different countries may be willing to help.

MATERIALS NEEDED

- A book about celebrating holidays, such as *Children Just Like Me: Celebrations!* by Anabel Kindersley and Barnabas Kindersley (DK Children, 1997) or a book of your choice



GERMANY

Gingerbread People

10
MINUTES

WHAT YOU DO

Gingerbread people are often used to decorate Christmas trees, and gingerbread houses are made and eaten to celebrate the New Year.


Ahead of time: Make enough gingerbread dough so each child can make and decorate a gingerbread person. The dough rolls out easier if it has been refrigerated overnight.

Give each child a ball of gingerbread dough and have them smash it flat between their hands. Then give them a cookie cutter to cut out their person. Next, have them put on eyes and a mouth using raisins. If the children are going to hang the cookies and not eat them, you'll want to poke a hole in the top of the cookie to place yarn or ribbon.

1 ACTIVITY

MATERIALS NEEDED

- Gingerbread cookie dough
- Cookie cutters shaped like gingerbread people
- Raisins
- Ribbon or yarn (optional)



ACTIVITY

2

Lucky Coins

5
MINUTES

WHAT YOU DO

The Chinese New Year falls between late January and early February, and children are given red and gold packets containing “lucky” money.

Give each child a small red envelope and have them decorate it with a gold pen or crayon. Then give each child some coins to put in the envelope.

MATERIALS NEEDED

- Red envelopes, one per child
- Gold crayons or markers, one per child
- Coins, several per child



GHANA

Swing Ball

15
MINUTES

WHAT YOU DO

Share with the children that in many countries, children play games during celebrations. Ask them what games they play during holidays or vacations. This game comes from Ghana, which is located on the west coast of Africa.


Ahead of time: Cut off tights/pantyhose 5 to 6 in (13 to 15 cm) above the toe and fill with 1 cup of lentils. Then tie a rope to the bag of lentils. If you have a large group, you may want to make several swing balls and divide the children into smaller groups.

Have the children form a circle around an adult. The adult will swing the ball in a circle and the children will jump over the ball. Begin by having the ball on the ground and then slowly increase the height. Traditionally, when children are hit by the rope or ball, they are out. You can play this way or just let them continue jumping.

3 ACTIVITY

MATERIALS NEEDED

- Tights/pantyhose
- Lentils
- Rope, 6 ft (2 m)



ACTIVITY

2

MATERIALS NEEDED

- Cardboard wrapping paper tube, one per child
- Flat thumbtacks
- Aluminum foil
- Masking tape
- Rice or beans
- Stickers, markers, or construction paper
- Markers, one per child
- Coins, several per child

Rainsticks

10
MINUTES

WHAT YOU DO

Music is another important part of holidays and celebrations. In Chile, rainsticks are used during celebrations.

Ahead of time: Place thumbtacks along the sides of the cardboard tubes in intervals.

Give each child a large cardboard tube. Have the children cover one end with aluminum foil and tape it securely in place. Pour $\frac{1}{4}$ cup of rice or beans into the tube and tape aluminum foil to the remaining end. Now have the children decorate the outside of the tube with stickers, markers, or paper. When you turn the stick from end to end, it should sound like rain.



Good-baa Little Lambs

5
MINUTES

Gather the children into a circle and ask them a specific question about what they learned during Little Lambs. Example: What did you learn about holiday traditions? Sing "Jesus Is My Shepherd" (p. 175) and then rejoin the rest of the Adventurers for your closing program.

