



Meeting 11

Family Members Care for Each Other



Here are three fun ways that you can show Sunbeams how Jesus can help them to be loving and kind to family and friends. Adapt them to meet the needs of your Sunbeams or create your own activities.





The following activities fulfill the requirement for My Family II: Family Members Care for Each Other. See the Sunbeam Activity Book for accompanying worksheet(s).

ACTIVITY

1

Crazy Chicken Run

20

MINUTES

MATERIALS NEEDED

- Wide masking tape
- Red marker
- Black marker
- Dry erase board or large sheet of paper


WHAT YOU DO

Ahead of time: Write the following Bible verses on masking tape: “I can do all things through him that strengthens me” (Philippians 4:14, NRSV) and “God’s love has been poured into our hearts through the Holy Spirit” (Romans 5:5, NIV). Write one verse in red and the other verse in black. Now tear the tape so there are one or two words (or more if you have a small group) on each piece of tape.

Begin by asking the children how Jesus can help them be kind and not fight with friends and family. Write Philippians 4:14 and Romans 5:5 on a large sheet of paper or dry erase board so all of the children can see them. Discuss how these verses tell the children that Jesus is always with them and can help them be loving and kind to others.

Stick one piece of tape on all of the children but two. The two without tape will be the farmers. Explain that the chickens have gotten out of their coop. Each farmer needs to find his or her own chickens. The words written in red belong to one farmer, the words in black to the other farmer.

Have the “chickens” scatter and the farmers tag them. Once they are tagged, have them go to a designated coop. If the farmer has trouble catching the chickens, allow him or her to have help from parents/guardians. Once all of the chickens are rounded up, have the children line up in the correct order of the verse and have them say the words attached to them. Play more than once if time permits. Have different children be the farmers each time you play the game.



Bible Story: Jesus Fights Temptation

10
MINUTES

2 ACTIVITY


WHAT YOU DO


Ask the Sunbeams if they are ever tempted to disagree with a sibling or say something mean to a friend. Tell them that Jesus had temptations, too. Show a short video or read the story of Jesus being tempted in the desert.

After the story/video have the children write down things they will do when they are tempted to be unkind or disagree with family and friends. Have the children share what they wrote with their parent/guardian. Next, have the children and parents/guardians role play how they will handle disagreements.

MATERIALS NEEDED

- Video or children's Bible story book about Jesus' temptation in the desert (for a video about Jesus being tempted, search "27 Jesus tempted by Satan" on [YouTube.com](https://www.youtube.com))
- Paper
- Pencils





ACTIVITY

3

Hot Potato

15

MINUTES

WHAT YOU DO

MATERIALS NEEDED

- Potato
- Music (live or recorded)

Have the children sit in a circle. Then have them pass the potato from person to person while the music is playing. When the music stops, the person holding the potato will say one way Jesus can help them be kind and loving to family and friends. (Some children may have trouble thinking of an idea quickly. You may want to have an adult help them come up with ideas before the game starts.) It's okay for a child to pass or to call on an adult to give an answer. You can also encourage the parents/guardians to join in and play the game.



Requirement: My Family II